

REGULARIDAD DE SOLUCIONES DE ECUACIONES ELIPTICAS NO LINEALES.

$$\begin{cases} -\Delta u = f(x, u) & \text{EN } \Omega \subseteq \mathbb{R}^n \\ u = 0 & \text{EN } \partial\Omega \end{cases}$$

TEOREMA

SI $f \in F_p$, $1 < p < \frac{n+2}{n-2}$ ENTONCES LA SOLUCIÓN DÉBIL $u \in H_0^1(\Omega)$ ES TAMBIÉN CLÁSICA: $u \in C^{2,\alpha}(\bar{\Omega})$ ($\alpha > 0$)

DEMOSTRACIÓN

$$f \in F_p \Rightarrow |f(x, u)| \leq \alpha_1(x) + \alpha_2 |u|^p$$

$\alpha_1(x)$ HÖLDER CLASE $C^{0,\alpha}(\bar{\Omega})$

α_2 CONSTANTE, $1 < p < \frac{n+2}{n-2}$

PARA SIMPLIFICAR: $\alpha_1 \equiv 0$, $\alpha_2 = 1$, $n \geq 3$.

EJERCIO GENERALIZACIÓN PARA

(i) $n = 2$

(ii) $\alpha_1(x) \not\equiv 0$.

ARGUMENTO DE "BOOTSTRAP"

$$\begin{cases} -\Delta u = f(u) & \text{EN } \Omega \subseteq \mathbb{R}^n, n \geq 3 \\ u = 0 & \text{EN } \partial\Omega \end{cases}$$

(1) SOLUCIÓN DÉBIL $u \in H_0^1(\Omega) \Rightarrow$
 $u \in L^{2n/n-2}$ (SOBOLEV)

$$(2) \int_{\Omega} |f(u)|^p \leq \int_{\Omega} |u|^{p\beta} < \infty$$

CUANDO $p\beta < \frac{2n}{n-2}$

$$p < \frac{n+2}{n-2}$$

$$p\beta < \frac{n+2}{n-2} \beta < \frac{2n}{n-2}$$

QUEREMOS $\beta > 1$.

BASTA

$$\beta < \frac{2n}{n+2}$$

CON $n \geq 3 \Rightarrow \beta < \frac{6}{5}$

\Rightarrow EXISTE UN $\beta > 1$ TAL
QUE

$$f(u) \in L^{\beta}(\Omega)$$

\Rightarrow VOLVIENDO A LA ECUACIÓN

$$-\Delta u = f(u) \in L^{\beta}(\Omega)$$

USANDO UNO DE LOS TEOREMAS ANTERIORES

$$\Delta u \in L^{\beta}(\Omega) \Rightarrow u \in H^{2,\beta}(\Omega)$$

SI $2\beta > n \Rightarrow -\Delta u = f(w) \in C^{0,\alpha}$
CERTO $\alpha > 0$

$u \in H^{2,\beta}(\Omega)$ CON $\beta > \frac{n}{2}$

$\Rightarrow u \in C^{0,\alpha}(\Omega)$
(SOBOLEV)

$\Rightarrow -\Delta u \in C^{0,\alpha}(\Omega)$

LAS COTAS DE SCHAUDER

$\Rightarrow u \in C^{2,\alpha}(\Omega)$

(3) SI $2\beta < n$ REPETIMOS
PASOS (1) Y (2)

USANDO SOBOLEV:

$H^{2,\beta}(\Omega) \subset L^{n\beta/n-2\beta}(\Omega)$

$\Rightarrow u \in L^{n\beta/n-2\beta}(\Omega)$

COMENZAMOS CON $u \in L^{2n/n-2}(\Omega)$

Afirmación:

$$\frac{n\beta}{n-2\beta} > \frac{2n}{n-2} \quad \text{SI } \beta > 1 \\ n \geq 3$$

$$\Rightarrow \int |f(w)|^{\beta_1} \leq \int |u|^{\beta_1}$$

CON $\beta_1 > \beta$

$$\Rightarrow u \in H^{2(\beta_1)}(\Omega), \quad \beta_1 > \beta$$

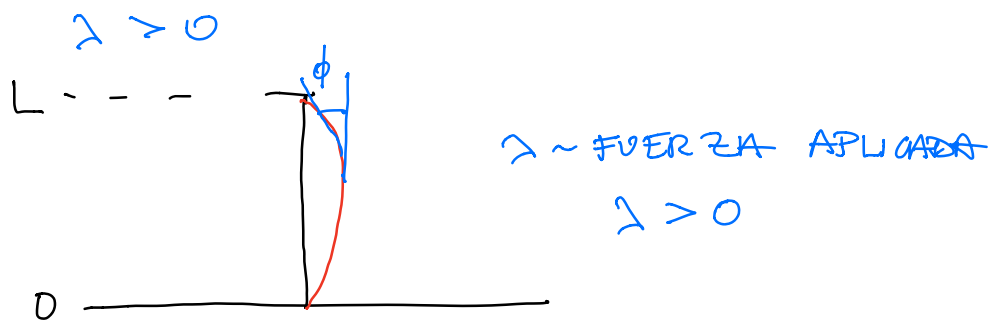
Si $2\beta_1 > n \Rightarrow$ ~~TERMINAMOS~~

SI NO REPETIMOS

DOS EJEMPLOS DE APLICACIÓN DEL
TEOREMA DE BIFURCACIONES.

(1)

$$\begin{cases} \phi'' + \lambda \sin \phi = 0, & x \in (0, L) \\ \phi'(0) = \phi'(L) = 0 \end{cases}$$



$$\Sigma = \{ \phi \in C^2([0, L]) \mid \phi'(0) = \phi'(L) = 0 \}$$

$$Y = C([0, L])$$

$$S(\lambda, \phi) = \phi'' + \lambda \sin \phi$$

OBSERVAMOS $S(\lambda, 0) = 0, \quad \forall \lambda > 0$

$$D_{\phi} S(\lambda, 0)[h] = h'' + \lambda h = \mathcal{L}$$

$$D_{\phi} S(\lambda, \phi) [h] = h'' + \lambda \cos \phi h$$

$$\phi = 0 \Rightarrow \cos \phi = 1$$

$$\text{Ker } \mathcal{L} = \{ h \mid \mathcal{L}h = 0, h \in \Sigma \}$$

$$\text{Ker } \mathcal{L} : \begin{cases} h'' + \lambda h = 0 \\ h'(0) = h'(L) = 0 \end{cases}$$

$$\Rightarrow \lambda_n = \left(\frac{n\pi}{L} \right)^2, \quad n \in \mathbb{N}$$

$$h_n(x) = \cos\left(\frac{n\pi x}{L}\right)$$

TODO: VALORES PROPIOS SON SIMPLES,
PARA APLICAR EL TEOREMA ESCRIBIMOS

$$S(\lambda, \phi) = 0 \iff$$

$$\phi - \lambda K(\phi) - \lambda K(\sin \phi - \phi) = 0$$

$$\phi \in \Sigma$$

K ES EL OPERADOR DE GREEN
DE $\frac{d^2}{dx^2}$ EN Σ :

$$\phi = K(f) \quad \text{sí}$$

$$\begin{aligned} -\phi'' &= f \\ \phi'(0) &= \phi'(L) = 0 \end{aligned}$$

$$S(\lambda, \phi) = 0 \Leftrightarrow$$

$$\begin{aligned} \phi &= \lambda K(\sin \phi) = \lambda K(\sin \phi - \phi + \phi) \\ &= \lambda K(\phi) + \lambda K(\sin \phi - \phi) \end{aligned}$$

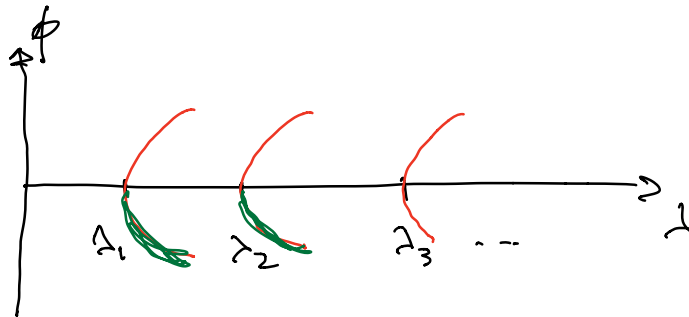
\Rightarrow

$$\phi - \lambda K(\phi) - \lambda K(\sin \phi - \phi)$$

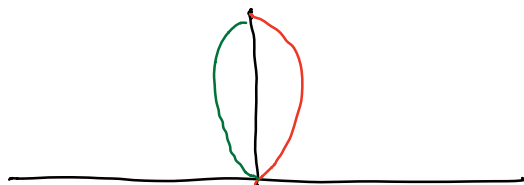
(i) K ES COMPACTO (EJERCICIO)

(ii) $T(\phi) = K(\sin \phi - \phi)$ SATISFAZ

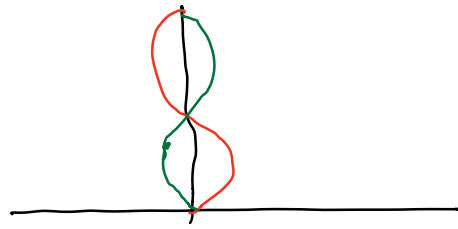
$$T(0) = 0, \quad DT(0) = 0$$



$$\lambda_n = \left(\frac{n\pi}{L}\right)^2$$



$$\lambda = \lambda_1$$



$$\lambda = \lambda_2$$

EJEMPLO : BIFURCACIONES DE SOLUCIONES PERIÓDICAS

SEAN $\delta > 0$, $A, B \in C^2((-\delta, \delta) \times \mathbb{R} \times (-\delta, \delta))$
 PERIÓDICAS DE PERIODO 2π EN t

CONSIDERAMOS:

$$\ddot{w}(t) + \lambda w(t) + w^2(t) A(w(t), t, \lambda) + \lambda^2 w(t) B(w(t), t, \lambda) = 0$$

$$w(0) = w(2\pi)$$

$$w \in C^1([0, 2\pi])$$

$S(\lambda, w)$ = EL LADO IZQUIERDO DE LA ECUACION

$$\mathfrak{X} = \{u \in C^1([0, 2\pi]) \mid u(0) = u(2\pi)\}$$

$$\mathfrak{Y} = \{u \in C([0, 2\pi]) \mid u(0) = u(2\pi)\}$$

$$S : \mathfrak{U} \rightarrow \mathfrak{V}, \quad \mathfrak{U} \subseteq \mathfrak{X}, \mathfrak{V} \subseteq \mathfrak{Y}$$

$$S \in C^2(U; Y)$$

$$U = (-\delta, \delta) \times \left\{ \sup_t |u(t)| < \delta \right\} \\ \subseteq \mathbb{R} \times \mathbb{X}$$

$$0B010: S(\lambda, 0) = 0, \quad \forall \lambda \in (-\delta, \delta)$$

$$D_u S(\lambda, u)[h] = \dot{h} + \lambda h \\ + 2hu A(u, t, \lambda) + u^2 \frac{\partial A}{\partial u}(u, t, \lambda) h \\ + \lambda^2 h B(u, t, \lambda) + \lambda^2 u \frac{\partial B}{\partial u}(u, t, \lambda) h$$

$$D_u S(0, 0) = \dot{h} = Lh \quad \left\{ \begin{array}{l} D_u S(\lambda, 0) \\ = \dot{h} + \lambda h \end{array} \right.$$

$$Lh = \dot{h} = 0$$

$$h(0) = h(2\pi) \Rightarrow h = \lambda \in \text{Ker } L$$

$\lambda = 1$ CORRESPONDE AL VALOR PROPIO
SIMPLE DE $L = 0$

$\lambda = 0$ ES SUSPECHOSO DE SER UN
PUNTO DE BIFURCACION

$$\text{Ker } D_u S(0, 0) = \{ u \in \mathbb{X} \mid u = \text{const} \}$$

$$\text{Ran } D_u S(0, 0) = \left\{ f \in Y \mid \int_0^{2\pi} f = 0 \right\}$$

\Rightarrow VERIFICAR QUE $D_u S(0,0)$
 ES UN OPERADOR DE FREDHOLM
 DE INDICE 0, EN PARTICULAR
 SE CUMPLEN (1') Y (2') DE
 TEOREMA DE BIFURCACION (EJERCICIO)

BASTA VERIFICAR LA CONDICIÓN DE
 TRANSVERSABILIDAD:

$$\xi \in \text{Ker } D_u S(0,0)$$

$$\xi = \text{const}$$

$$D_{\lambda u}^2 S(0,0) [\lambda, \xi] \notin \text{Ran } D_u S(0,0)$$

$$D_{\lambda u}^2 S(0,0) [\lambda, \xi] = \xi = \text{const} \notin \text{Ran } D_u S(0,0)$$

$$\int_0^{2\pi} \xi = 2\pi \xi \neq 0$$

\Rightarrow EXISTE UNA CURVA DE SOLUCIONES
 $S \in (-\epsilon, \epsilon)$

$$\lambda = \lambda(s), \quad \lambda(0) = 0$$

$$w = w(t; s) = s\xi + u(t; s)$$

$$u(t, 0) = 0$$

$$S(\lambda(s), w(t; s)) = 0, \quad \forall s \in (-\epsilon, \epsilon)$$

PUEDE PASAR $u(t, s) \equiv 0$

$$\Rightarrow w(t; s) = s\xi = \text{CONST.}$$

DEMOSTRAR QUE SI

$$\partial_t \mathbb{K}(0, t, 0) \neq 0$$

\Rightarrow LAS SOLUCIONES $w(t; s)$ SON
NO TRIVIALES (NO SON CONSTANTES)