

CYTOGENETIC MAP

NotI SITES
 GDB MARKERS
 WI-MIT GB4 RH MARKERS
 SHGC G3 RH MARKERS
 GENETIC MARKERS



PSEUDOGENES (+)

Pseudo1,Pseudo2,EIF3S5P ORLP2 CNN2PNFLIP POLR2CP

GENE MODELS (+)

PRED3 RBM11,PRED6

KNOWN GENES (+)

SCALE (1 Mb)



KNOWN GENES (-)

TPTE STCH,SAMSN-1 NRPI

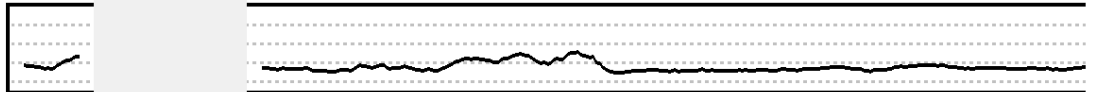
GENE MODELS (-)

PRED1 PRED65 PRED4 C21orf15 PRED5

PSEUDOGENES (-)


CYCILP4,Pseudo1,ORLP1 CYP4F3LP CYCILP5,1

CpG ISLANDS

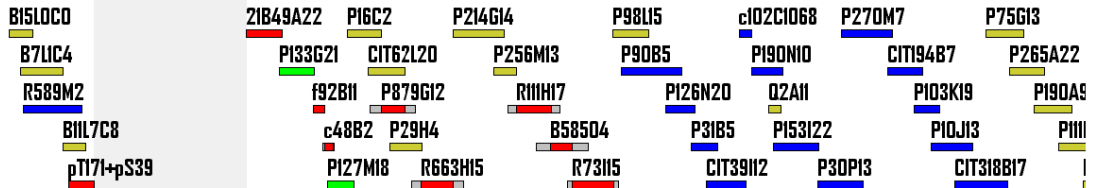


G+C CONTENT

SCALE (1 Mb)



CLONE CONTIG

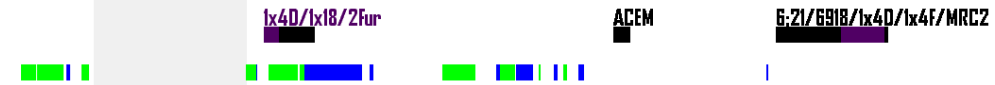


DATABASE ENTRIES

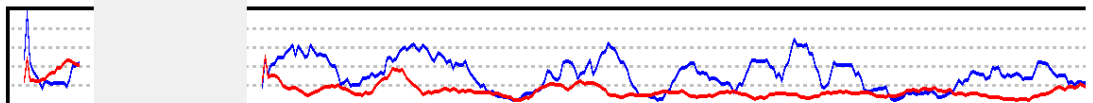
AP001656 ALI63201 AP001657 ALI63202 AP001658 ALI63203 AP001659 ALI63204 AP001660 ALI63205 AP001661 ALI63206 AP001662 ALI63207 AP001663 ALI63208 AP001664 ALI63209

BREAKPOINTS

DUPLICATED REGIONS



ALU/LINE1 DENSITIES



SEQUENCING CENTERS

RIKEN IMB Keio GBF MPI

21q21.1

